

SITAIR UV 450 MC

SITAIR UV 450 MC is a system for the disinfection treatment of the ambient air, projected to work autonomously, in fact the air flow to be treated is forced by a fan incorporated to the system.

The high penetration factor of the UV-light allows to treat high air volumes and at the same time to obtain very high levels of reduction of the microbial charge.

SITAIR UV 450 MC finds interesting applications in the treatment of the air of rooms destined to the maturing and conservation of cheese and cold meats, and more generally in all the situations where the presence of microbiologically pure air is requested.

The UV-C irradiation emitted by the lamp is concentrated inside the reactor, this allows the operators to work in full safety without any risk of exposure.

SITAIR UV 450 MC has been projected to operate with efficiency and rationality. The system is easily removable, so every routine or extraordinary maintenance operation can be carried out quickly, in few phases.

SITAIR UV 450 MC is supplied with electronic ballasts which allow the starting of lamps without any separated electrical panel, with an hour-meter and a LED (green = working; red = anomaly) for each lamp.

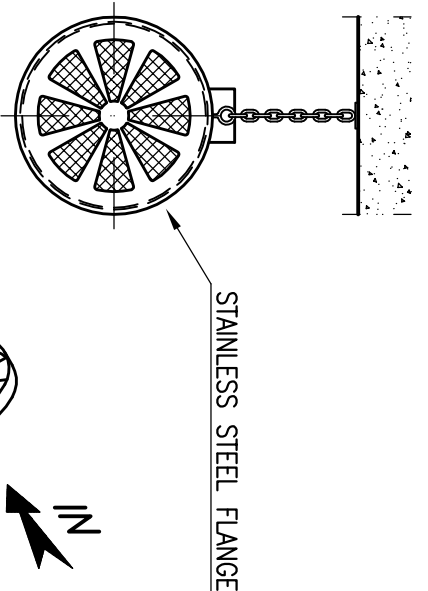
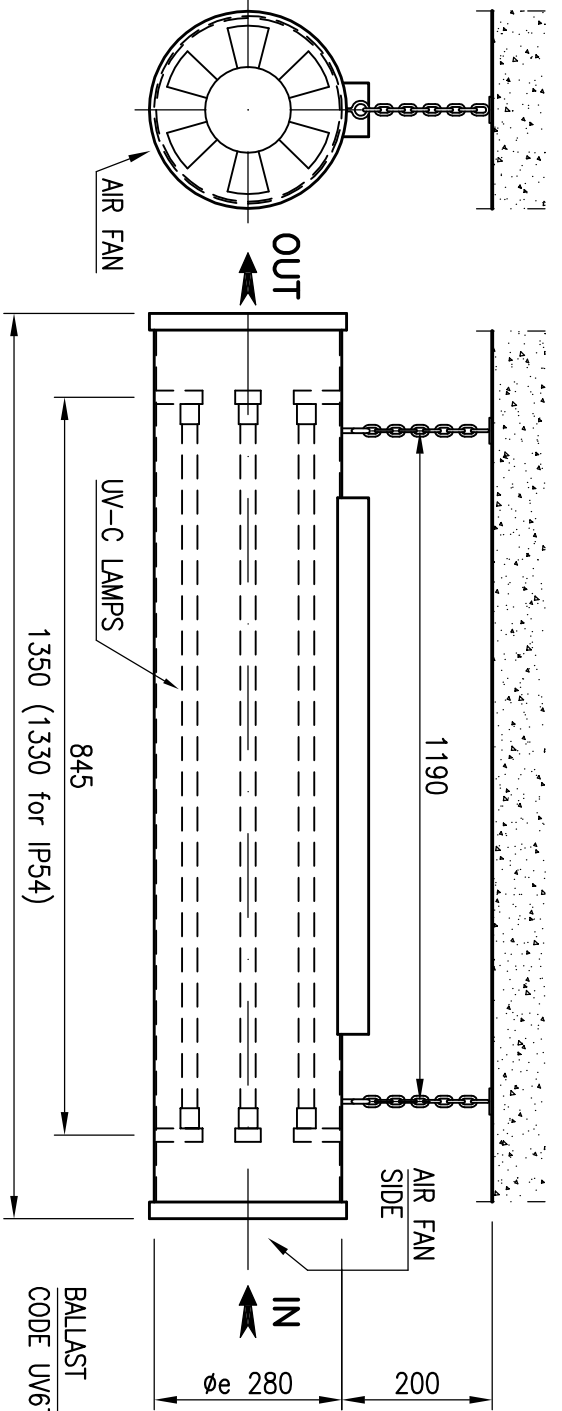
The system is preset to be fixed to the ceiling.

** The dose is referred to the max flow-rate with relative humidity = 60%*



TECHNICAL CHARACTERISTICS

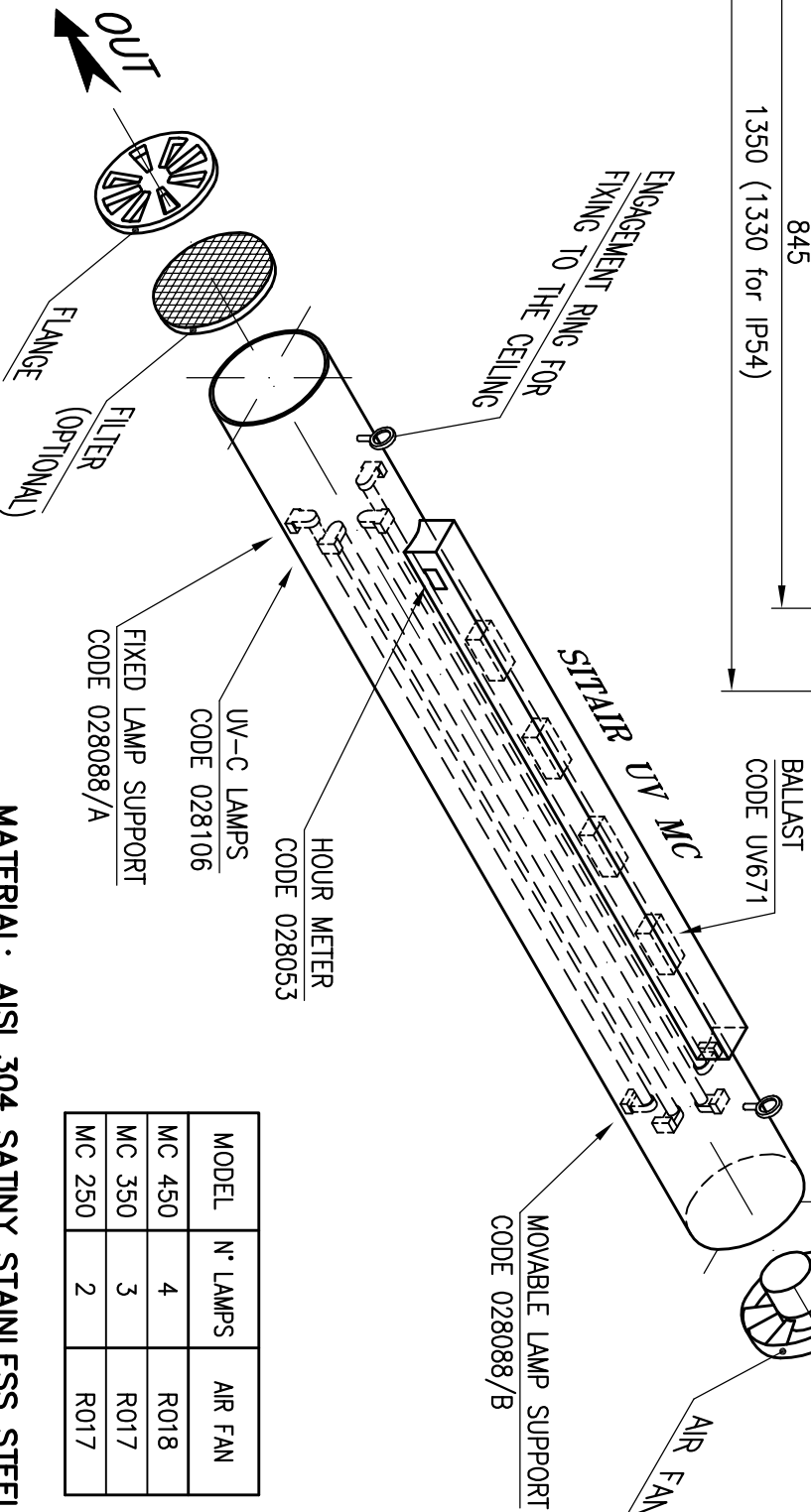
POWER SUPPLY	230 V – 50/60 Hz
ELECTRICAL ABSORPTION	160 + 50 W
No UV LAMPS	4
LAMPS REPLACEMENT	9000 hours
FAN NOISE	34 dB
UV DOSE *	400 J/m ²
MAX. FLOW RATE	450 m ³ /h
DIMENSION	1350 X 340 X 360 mm
WEIGHT	18 kg
BODY MATERIAL	Satiny AISI 304 S/S
FAN MATERIAL	Aluminium
LAMP-HOLDER MATERIAL	Polycarbonate with brass contacts
HOUR-METER	Yes
LED OF EACH LAMP	Yes



NOTA:
 - LE DIMENSIONI DI INGOMBRO INDICATE SONO SUSCETTIBILI DI MINIME VARIAZIONI DOVUTE ALLE TOLLERANZE COSTRUTTIVE E DI ASSEMBLAGGIO DEI COMPONENTI MECCANICI IMPIEGATI

NOTE:
 - THESE OVERALL DIMENSIONS CAN CHANGE A LITTLE BECAUSE OF THE CONSTRUCTIVE TOLERANCES AND THE ASSEMBLING OF MECHANICAL COMPONENTS YOU USED.

NOTE:
 - CES TOTALES DIMENSIONS PEUVENT SUBIR DES MOINDRES MODIFICATIONS POUR LES CONSTRUCTIVES TOLERANCES ET L' ASSEMBLAGE DES MECANQUES ELEMENTS UTILISES.



MATERIAL: AISI 304 SATINY STAINLESS STEEL

MODEL	N° LAMPS	AIR FAN
MC 450	4	R018
MC 350	3	R017
MC 250	2	R017

REV.	DESCRIPTION	DATA	DISGNATO	APPROVATO
A	FIRST ISSUE	11/07/08	SCHENONE	MAZZONE
B	REVISION	24/07/08	SCHENONE	MAZZONE
C	MODIFIED COLLECTOR	17/09/08	SCHENONE	MAZZONE
D	GENERAL REVISION	18/03/13	SCHENONE	MAZZONE

sifo S.r.l. Società Italiana Trattamento Acque

Via Rivarolo, 61 - 16161 Genova Italy - Tel. 0039-10-7400848 / Fax 0039-10-7400851 email: info@sifou.com

LA SIFA S.r.l. SI RISERVA A TERMINI DI LEGGE LA PROPRIETA' DI QUESTO DISEGNO CON DIVIETO DI RIPRODURLO O DI RENDERSILO COMUNE NOTO A TERZI O A DITTE CONCORRENTI SENZA LA SUA AUTORIZZAZIONE SCRITTA

TITOLO	CODICE
UV-C AIR DISINFECTION STAIR UV MC MODELS LAY-OUT	/
CLIENTE	Foglio 01 di 01